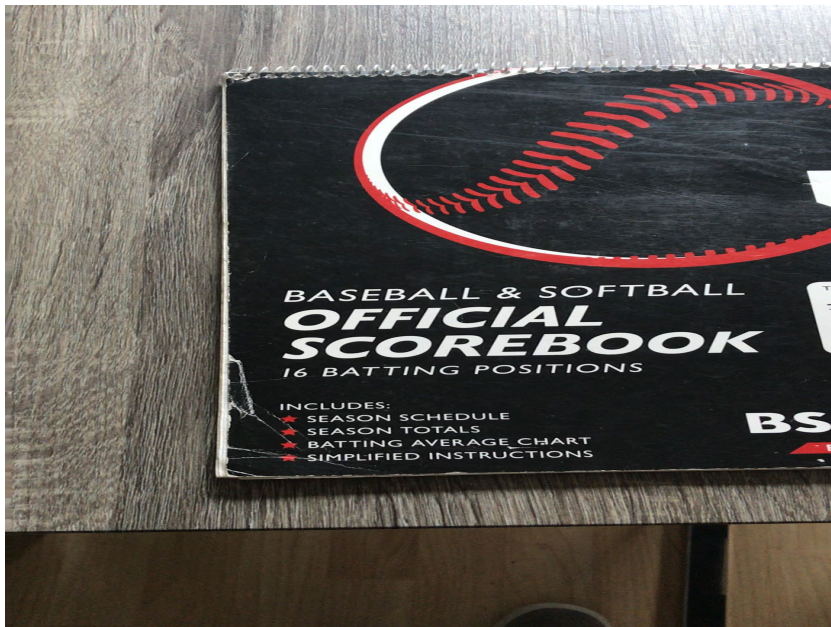


# Scorekeeper Clinic



# WELCOME

- Welcome to Official Scorekeeping
- Your record of the game helps us report accurate scores and resolve conflicts
- As the “Official Scorekeeper,” you should remain impartial. You cannot assist your team or manager or show favoritism.
  - *You may cheer for your team or your child but try to be impartial and cheer good plays on both sides 😊*
- Home team is responsible for Official Scorekeeper
- Please sit in the official scorekeeping chair or in your own chair NEAR home plate.



# HIT PLAY ON VIDEO & TURN ON SOUND FOR INSTRUCTION



Video Quality wasn't great uploading to Power point so pictures of the line up cards discussed in the video are below!

**GLOVER'S "Line-Up Cards"**

Team: **AWAY (1st BASE SIDE)**  
 Coach: **AWAY MANAGER**

BATTING ORDER	NO.	PLAYER	POS.	NO.	SUBSTITUTIONS	POS.
1	2	JUDAH	SS			
2	1	SEBASTIAN	2nd			
3	10	MANNY	3rd			
4	8	DIEGO	1st			
5	9	ISAIAH K.	CF			
6	7	ISAIAH C.	LF			
7	4	JAYSON	C			
8	5	TEDDY	RF			
9	6	ADA	P			
10	11	J.D.				
11	3	BENICIO				
12						
13						
14						

©Tom Glover 1987

**GLOVER'S "Line-Up Cards"**

Team: **HOME (3RD BASE SIDE)**  
 Coach: **HOME MANAGER**

BATTING ORDER	NO.	PLAYER	POS.	NO.	SUBSTITUTIONS	POS.
1	2	AIDEN	3			
2	8	TALON	1			
3	5	TROY G.	6			
4	1	NATE	5			
5	9	GRIFFIN	7			
6	10	DAVIN	8			
7	3	MICAH	4			
8	6	COLTEN	2			
9	12	KC	9			
10	11	TROY Z.				
11	7	AUBREY				
12	4	JUSTIN				
13						
14						
15						
16						
17						
18						
19						

FIELD POSITIONS

1  
2  
3  
4  
5  
6  
7  
8  
9  
10

Please contact your local sporting goods dealer

**GLOVER'S**

# Some Do's and Don'ts

## DO.....

- Show up at least 15-20 minutes before scheduled game time or let the Manager know if you will be running late.
- Remember you are a volunteer doing the League a service as best you can. Have fun.
- Use pencil or pencils that are nice and sharp and always have an eraser ... no pen!
- **Introduce yourself to the home plate umpire and tell them where you will be sitting so they know where to find you throughout the game.**
- **Sit where you can see the whole field and hear all pitch calls (balls & strikes)**
- Always try to bring illegal substitutions (pitcher/player) to the attention of the Plate Umpire as soon as possible. **DO NOT INTERFERE WITH LIVE PLAY. Find a spot in between batters or innings.**

It is ultimately it is not your responsibility to notice, but always try to prevent an illegal substitution or let the umpire know if you see one so he is aware should a protest occur.

# Some Do's and Don'ts

## DON'T.....

- **Never identify “batting out of turn” to the umpire or anyone else. DO NOT TELL THE MANAGERS!!!**
- **Never identify pitcher pitch count overages or pitcher/catcher rule violations to the managers.**

These are appeal plays, and it is the responsibility of the managers to notice and appeal/protest.

- Never publicly disagree with the umpires or offer your own opinion.
- Do not worry about what the SCOREBOARD SAYS! It is not official. You are official. If you want to correct the score or inning when you have time in between innings or in between pitchers go for it, but do not check it for accuracy. YOU ARE OFFICIAL.
- Don't get distracted by parents asking you questions. Parents have no right to view the book or ask questions about pitch count or substitutions. The only ones who should have a dialogue with you about the game details are the coaches and the umpire. If you feel uncomfortable at any point or pressured by parents please alert the home plate umpire so he can make an announcement.

# Setting Up: Checklist

- Grab the scorebook from the snack shack for your division.
- Ask for or bring your own pencils & erasers.
- Make yourself comfortable, games last +/- 2 hours. (AKA use the restroom in advance ;-))
- Get each team's line up and starting pitcher, transfer to book as early as possible, preferably before the first pitch.
- The Plate Umpire & the Official Scorekeeper are a team. Be sure to introduce yourself.
- Don't be afraid to talk to the Plate Umpire and ask for clarification on a call or ask him to repeat call on a pitch.
- The Plate Umpire has the final word on rule interpretation, including player eligibility, batting order, etc. Provide info, but do not publicly disagree.

If a manager disagrees with a rule interpretation he can put the game under protest, before the next pitch or play. Write down as much information as you can; such as who was at bat, on base, inning and score. Game will continue. If the manager wins the protest the game could possibly pick up again from the time of the call in question. Take notes in the book or on an additional piece of paper and turn in with the official book.

(This is very rare but you should be aware should it happen.)

# Priorities

## ➤ Accuracy

1) Score

2) Pitch Count

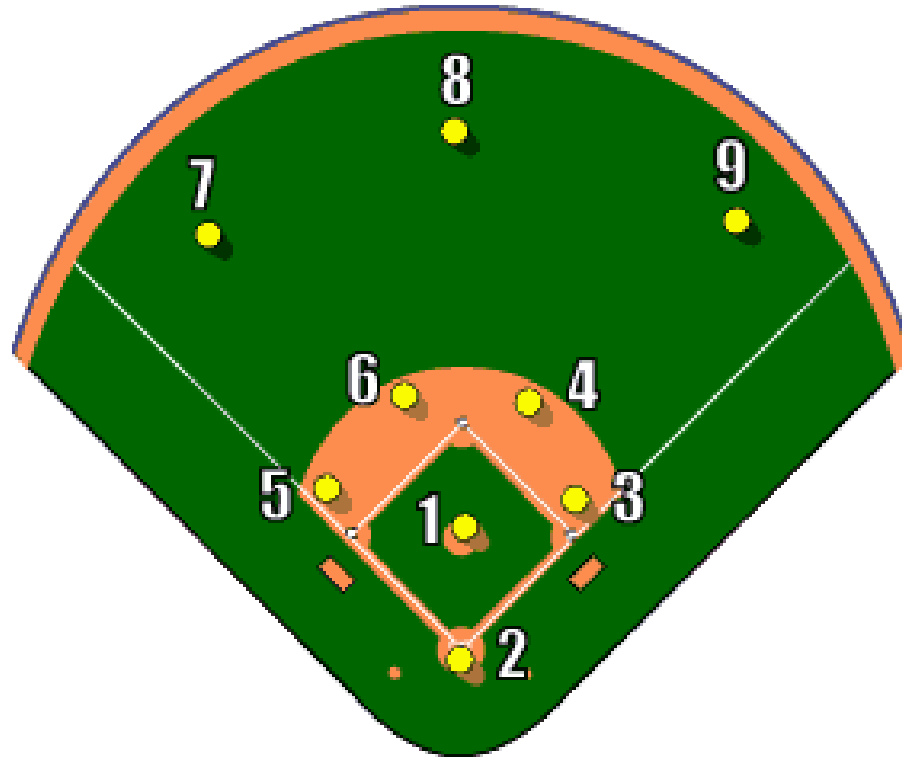
3) Outs

4) Balls/Strikes

5) Substitutions – Pitcher/Catcher/ Minimum Play

- If you need a moment for clarification, ask the umpire between innings, or if absolutely necessary, ask the ump for time between batters.
- Never interrupt live play.
- The umpire makes final determination as to whether a run counts or not.
- Legibility - Try to be as neat and legible as possible.

# Fielding Positions



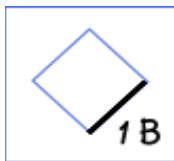
1 – Pitcher, 2 – Catcher, 3 – First base,  
4 – Second Base, 5 – Third Base, 6 – Short Stop,  
7 – Left Field, 8 – Center Field, 9 – Right Field,  
SUB – Substitute

**MINOR B play 10 Players on Defense – They Play a Left Field (Position 7), Left Center (Position 8), Right Center (Position 9) and Right Field (Position 10)**

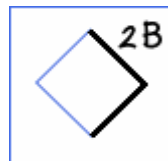


# Scoring Basics

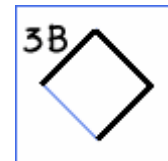
## Ways to Get on Base:



Single



Double



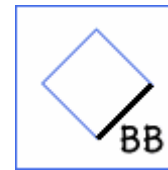
Triple



Home-Run



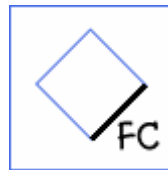
Home-Run



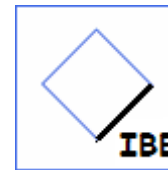
Walk  
(base on balls)



Hit-By-Pitch



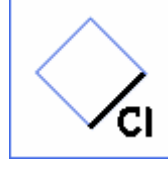
Fielder's  
Choice



Intentional base on balls



Ground-Rule  
Double



Catcher's  
Interference  
(rare)



Error # (number of fielder  
that made error) in this  
case short stop made the  
error.

# Scoring Basics

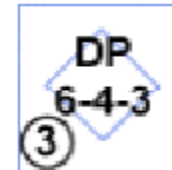
## Ways The Batter Makes an Out:



Strike-out  
swinging



Ground-out  
1B

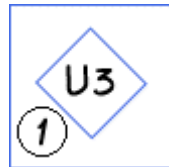


Double-Play:  
SS-to-2B-to-1B

or



Strike-out  
looking

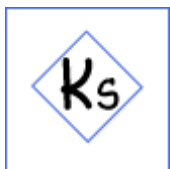


Unassisted  
out 1st

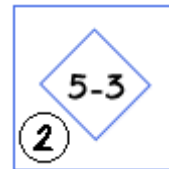


Fly-out Left

or



Strike-out  
swinging



Out 3rd to 1st

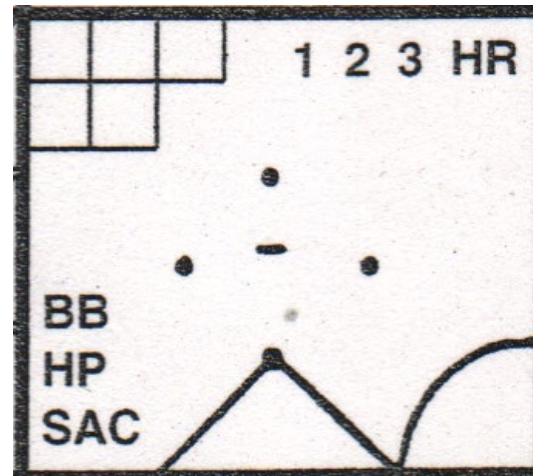
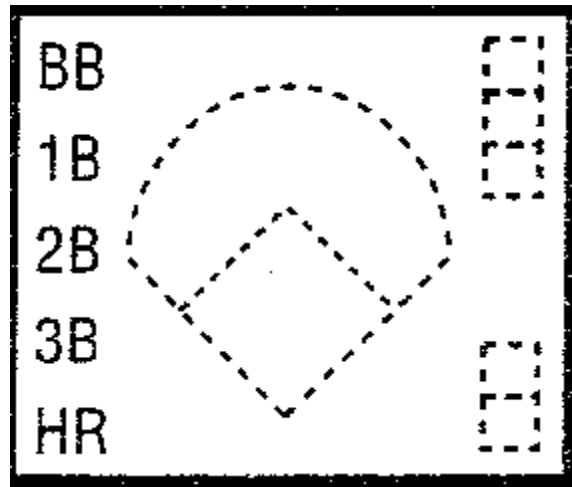


Infield Fly Rule

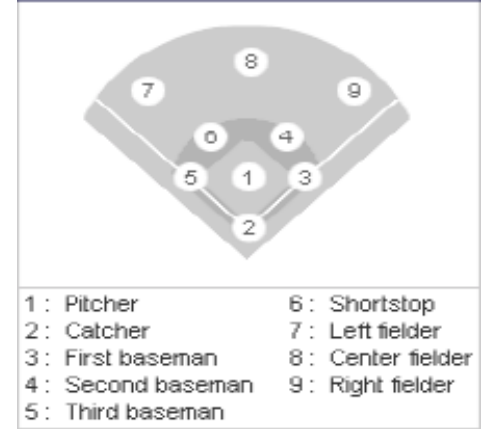
**THE FRONT PAGE OF OUR SCOREBOOKS HAS A GREAT  
CHEAT SHEET SECTION - USE IT 😊**

# Scoring Basics

Two Different types of scorebooks:  
(there are many more)

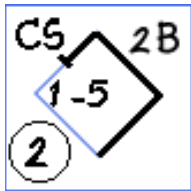


# Scoring Basics

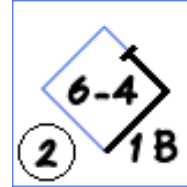


**Defensive Position Numbers**

## Ways The Runner Makes an Out:



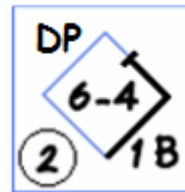
Caught Stealing:  
Pitcher-to-3<sup>rd</sup>



Force-out:  
Short-to-2B  
(Batter FC)



Batter hits to 3<sup>rd</sup>,  
who throws to 1<sup>st</sup>



Or front end of  
a double play

# Substitutions & Batting Order

- The Plate Umpire & the Official Scorekeeper are a team.

They alone maintain the active on-field rosters and batting order. The Plate Umpire has the final word. Advise, but do not publicly disagree.

- All substitutions must be announced by the manager first to the head umpire.

The umpire then informs the Official Scorekeeper of the changes. In actual practice, managers may inform both at the same time—if the umpire allows.

# Continuous Batting Order

CVLL bats CBO which is Continuous Batting order.

This means ALL PLAYERS present at the game bat.

The first 9 batters of the order are your “starters” and they play defense first.\*

*\*If you hit first you may be able to NOT put a starter on defense first. You can put a substitute on defense as long as that substitute plays their 6 defensive outs before being removed from the field. Also, a starter may be able to play 1 inning and then be removed from the game and be replaced by a substitute who plays 6 outs as long as when the starter comes back in he/she plays for 6 consecutive outs.*

**MINIMUM PLAY RULES REQUIRE ALL PLAYERS TO PLAY 2  
CONSEQUETIVE DEFENSIVE INNINGS AT SOME POINT  
IN THE GAME.\***

\*There are exceptions to minimum play rule which can be injuries, attendance/late to game, parent requests for discipline. SEE LL RULE BOOK.

# Scoring Substitutions

Next to the players name in the score book you put E and the inning # the Player is entering the game. E means “entry” and that is the inning that the Player is entering the game on defense.

If the manager tells you the position the player is going to you can put that Number instead of the E but that is not often. They just say entering player jersey #.

How the umpire will typically announce it to you is that “# for #”. And what they mean is jersey# for jersey#. Meaning jersey# is coming in for jersey# coming out.

So if they say 6 for 8. It means #6 is coming in on defense this inning and #8 is now on the bench.

You do not have to document in our book the player that comes out.

You only have to document the player coming in.

**WATCH VIDEO ON SCORING SUBSTITUTIONS**

# Recording Pitchers

Record the pitchers JERSEY# at the top of each inning they pitch.

Record their name & jersey # at the bottom of the line up card and in each inning they pitched put the total pitch count for that inning.

After the pitcher has been removed from the game, total up all his pitches pitched and circle it.

An example of this is on the next page.....





# Recording Pitchers Changes


When a pitcher is done pitching in the middle of an inning and it is between batters you draw a THICK LINE UNDER THE BOX like this:



Be sure to count up all the players pitchers to that point in the inning and Document them at the bottom of the page as shown in the last page example.

REMEMBER TO PUT THE JERSEY# OF THE NEW PITCHER AT THE TOP OF THE INNING LIKE SO.... # / #

When a pitcher is changed in the middle of a BATTER then you have to be extra careful and make sure each pitcher gets the right pitches. This is documented By drawing a full box around the batters box in the scoreboard. Continue to follow steps in red above.



# What counts as a pitch?

- A Ball
- A Strike
- A Foul Ball
- A Intentional Ball (like for intentional walk)
- An Illegal Pitch (automatically a ball)

## What is NOT a pitch?

- A “no pitch” called by the umpire (even if a ball is thrown)
- A Balk called by the umpire (even if a ball is thrown)
- Any ball thrown to a base like for a pick off play.

# Late Players / Injured Players

- Any player who arrived late must go to the end of the line up IF the manager chooses to play them.
- Injured players may miss an at bat. You just put an X through the at bat or write INJURY in the box. It is possible the player may return to bat later, maybe not.
- We at CVLL do not record automatic outs for a player who misses an at bat due to injury, bathroom or absence.

# RECORDING CATCHERS

In addition to recording pitchers it is critical in MINOR A & INTERMEDIATES that the catcher is recorded each inning.

- Note – if a player catches even 1 ball into a live inning then it counts as if he/she has caught the whole inning.  
(warming up the pitcher between innings DOES NOT COUNT. It must be a live actual inning.)
- How to record catchers is best shown in the video but how it is done in the scorebook is to record it next to the players name and show position 2 with the innings listed to when they played that position.

➤ FOR EXAMPLE: **2**<sup>1</sup><sub>2</sub><sup>3</sup>

*This notes that this player was position 2 “catcher”  
For the 1<sup>st</sup>, 2<sup>nd</sup> and 3<sup>rd</sup> inning.*

*If the game were to go 5 innings you would expect to  
See another player or 2 that have a 2<sup>4</sup> and 2<sup>5</sup> in the  
Book.*

# Coaches Checking Pitch Count!

Official Scorekeeper's record trumps all other's except the Plate Umpire (e.g., substitutions).

We teach our managers & coaches to check the pitch counts of each pitcher with you the official book between each inning.

If they do it correctly 1 coach – say the manager keeps the pitch count of his team and will ask you that count each inning.

The other coach – say the assistant coach will keep the pitch count for the other team and ask you that count each inning.

**This is why it is important to pay attention and have no distractions during the game.**

# MINOR B ONLY

**You do not have to record pitchers, catchers or PITCH COUNT in Minor B.**

Each batter gets 4 hittable pitches and if they don't get a hit that is considered a strike out.

Minor B plays 10 Defensive players on the field.

**The main things you record in Minor B are:**

**RUNS**

**OUTS**

**MINIMUM PLAY (Defensive Substitutions)**

## Regulation VI Pitchers

- (a) Any player on a regular season team may pitch. **Exception:** Any player who has played the position of catcher in four (4) or more innings in a game is not eligible to pitch on the next calendar day.

A player who played the position of catcher for three (3) innings or less, moved to the pitcher position, and delivers 21 pitches or more (15- and 16-year-olds: 31 pitches or more) in the same day, may not return to the catcher position on that calendar day. **EXCEPTION:** If the pitcher reaches the 20-pitch limit (15- and 16-year-olds: 30-pitch limit) while facing a batter, the pitcher may continue to pitch, and maintain their eligibility to return to the catcher position, until any one of the following conditions occur: (1) that batter reaches base; (2) that batter is retired; or (3) the third out is made to complete the half-inning or the game.

**A.R.** - The catcher receiving one pitch to a batter in the fourth inning constitutes an inning. Having caught four (4) innings. Warm-up pitches do not count, only when the ball is live will the pitches count toward innings caught.

- (b) A pitcher once removed from the mound cannot return as a pitcher. **Intermediate (50-70) Division, Junior League, and Senior League only:** A pitcher remaining in the defense in the game, but moving to a different position, can return as a pitcher anytime in the remainder of the game, but only once per game.
- (c) The manager must remove the pitcher when said pitcher reaches the limit for his/her league age as noted below, but the pitcher may remain in the game at another position.

13 -16	95 pitches per day
11-12	85 pitches per day
9-10	75 pitches per day
7-8	50 pitches per day

**EXCEPTION:** If a pitcher reaches the limit imposed in Regulation VI(c) for his/her league age while facing a batter, the pitcher may continue to pitch until any one of the following conditions occurs:

1. That batter reaches base;
2. That batter is put out;
3. The third out is made to complete the half-inning or the game.

**NOTE:** If a pitcher reaches 40 pitches while facing a batter, the pitcher may continue to pitch, and maintain their eligibility to play the position of catcher for the remainder of that day, until any one of the following conditions occurs: (1) that batter reaches base; (2) that batter is retired; or (3) the third out is made to complete the half-inning or the game. The pitcher would be allowed to play the catcher position provided that pitcher is moved, removed, or the game is completed before delivering a pitch to another batter. If a player delivers 41 or more pitches, and is not covered under the threshold exception, the player may not play the position of catcher for the remainder of that day.

# MAX PITCHER RULES

## REGULATION VI

### PAGE 44 2019 GREEN RULE BOOK



# DAYS REST RULES

## REGULATION VI — PITCHERS

- (d) Pitchers league age 14 and under must adhere to the following rest requirements:
- If a player pitches 66 or more pitches in a day, four (4) calendar days of rest must be observed.
  - If a player pitches 51-65 pitches in a day, three (3) calendar days of rest must be observed.
  - If a player pitches 36-50 pitches in a day, two (2) calendar days of rest must be observed.
  - If a player pitches 21-35 pitches in a day, one (1) calendar day of rest must be observed.
  - If a player pitches 1-20 pitches in a day, no (0) calendar day of rest is required.

**NOTE:** Under no circumstance shall a player pitch in three (3) consecutive days.

**EXCEPTION:** If a pitcher reaches a day(s) of rest threshold while facing a batter, the pitcher may continue to pitch until any one of the following conditions occurs: (1) that batter reaches base; (2) that batter is retired; or (3) the third out is made to complete the half-inning or the game. The pitcher will only be required to observe the calendar day(s) of rest for the threshold he/she reached during that at-bat, provided that pitcher is removed or the game is completed before delivering a pitch to another batter.

**Pitchers league age 15-16 must adhere to the following rest requirements:**

Example

Genette Alcaraz SCORER

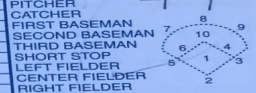
SCORE BY INNING

UMPIRE D. CROOKS

White Sox  
Astros

FINAL SCORE 11  
DATE 3/16/19

Legend for player abbreviations: W (Pitcher), L (Catcher), IP (Infielder), W (Outfielder), IP (Infielder), W (Outfielder)



Main game log table with columns for Inning (1-9), Position (PO, A, E), and Player Name (e.g., Troy G, Talon, Aiden, Nathan, Griffin, Jayson, Troy 2, Teddy, Gavin, Jacob, EJ, Nathan M #3, JD #14, OSCAR #11). Includes handwritten notes like '1-3', '2-6', '3-6', '4-3', '5-3', '6-3', '7-3', '8-3', '9-3' and various symbols for hits, errors, and outs.

Summary statistics table with columns: AB, R, H, 2B, 3B, HR, BB, SO, SB, SAC, RBI, PO, A, E. Includes handwritten totals and notes like 'WHITE SOX WIN' and 'WORLD'.

SCORE BY INNING

UMPIRE D. Crooks

Genette Alcaraz

SCORER

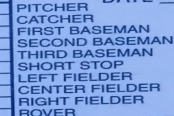
FINAL SCORE

11  
6

DATE 3/16/19

White Sox  
Astros

IP	PC	BB	SO	H	R	ER
1						
2						
3						
4						
5						
6						
7						
8						
9						
10						



NO.	PLAYERS	POS	1			2			3			4			5			6			7			8			9						
			P	1B	2B	P	1B	2B	P	1B	2B	P	1B	2B	P	1B	2B	P	1B	2B	P	1B	2B	P	1B	2B	P	1B	2B	P	1B	2B	
11	Oscar	2B	1			1			1			1			1			1			1			1			1			1			
2	Sebastian	S																															
4	Kevin	S																															
10	Diego	S																															
7	Jake	S																															
3	Judah	S																															
13	Nathan M.	S																															
5	Nathan M. HOLMSTROM	S																															
14	Jesus H	S																															
16	Cove	S																															
9	Micah	S																															
12	TROY G	S																															
14	TAWN #8	S																															
15	NATE #9	S																															
16		S																															

AB	R	H	2B	3B	HR	BB	SO	SB	SAC	RBI	PO	A	E	TOTAL																			
														HITS	LOB	HITS																	

Example

# Shutting Down Checklist

- ✓ Tally-up and cross-check the totals.
- ✓ Clearly indicate the final score and the winner/loser.
- ✓ Clearly indicate the pitch count totals per pitcher.
- ✓ Clearly indicate the number of pitches pitched per pitcher.
- ✓ Get the official umpire to sign the book. (not all umpires will sign it, though most will.)
- ✓ Ask both Managers if they would like to see pitch counts before you take book to patty shack.
- ✓ ASK YOUR TEAM MANAGER IF YOU or HE/SHE WILL REPORT FINAL SCORE TO LEAGUE FOR STANDINGS ONLINE POSTING. (Bryan Cornet is Contact for that – text or email. (805) 403-0455 or [bryan.cornet@gmail.com](mailto:bryan.cornet@gmail.com). Send etams and final score.
- ✓ Give the scorebook to Snack Shack or Board Member on Duty.

# SCOREKEEPING QUESTIONS???

**Contact Genette Alcaraz**

**[genettem@gmail.com](mailto:genettem@gmail.com)**

**(805) 448-8955**

